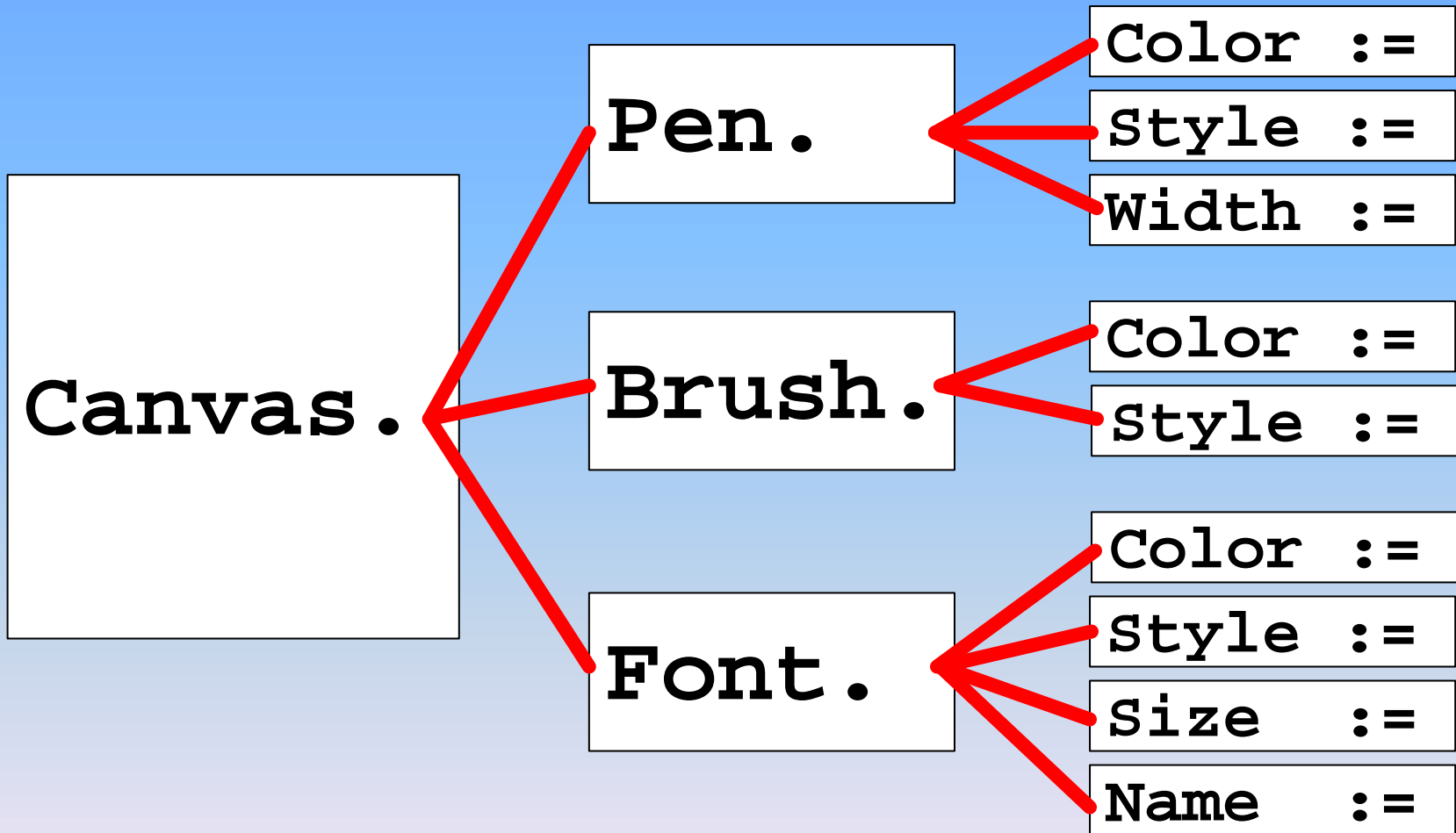


Grafik in Delphi - Canvas

Werkzeuge und Eigenschaften



Grafik in Delphi - Canvas

Eigenschaften von Pen und Brush

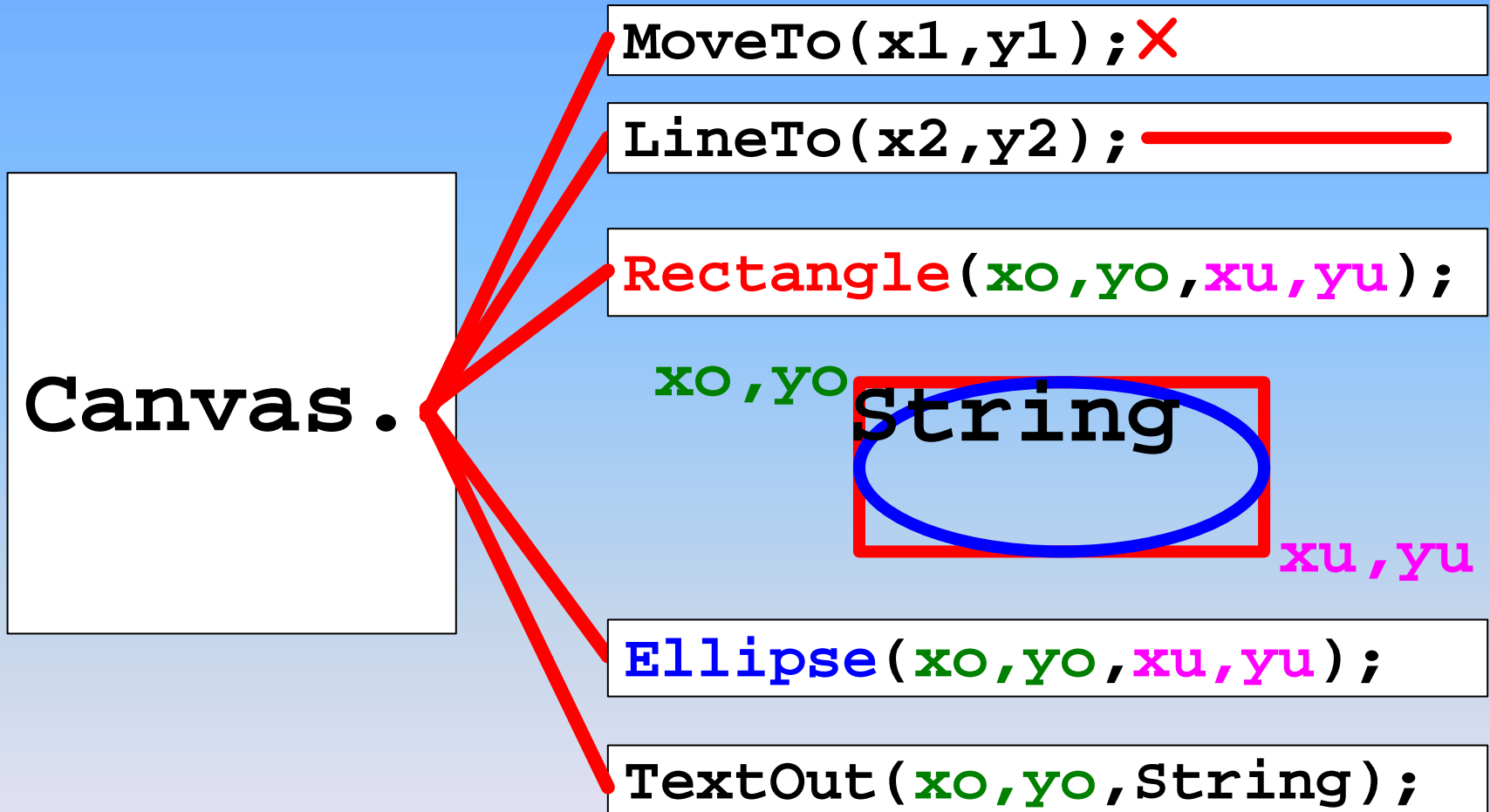
<code>Canvas.Pen.Color :=</code>	<code>clBlack, clWhite, clBlue, clRed, clYellow, clGreen, clPurple, ...</code>
<code>Canvas.Pen.Style :=</code>	<code>psSolid, psDash, psDot, psDashDot, psDashDotDot, ...</code>
<code>Canvas.Pen.Width :=</code>	

<code>Canvas.Brush.Color :=</code>	siehe oben
<code>Canvas.Brush.Style :=</code>	<code>bsSolid, bsClear, bsCross, bsHorizontal, bsVertical, ...</code>

<code>Canvas.Font.Color :=</code>	siehe oben
<code>Canvas.Font.Style :=</code>	<code>fsBold, fsItalic, fsUnderline, ..</code>
<code>Canvas.Font.Name :=</code>	<code>fnArial, fnCourier, ...</code>

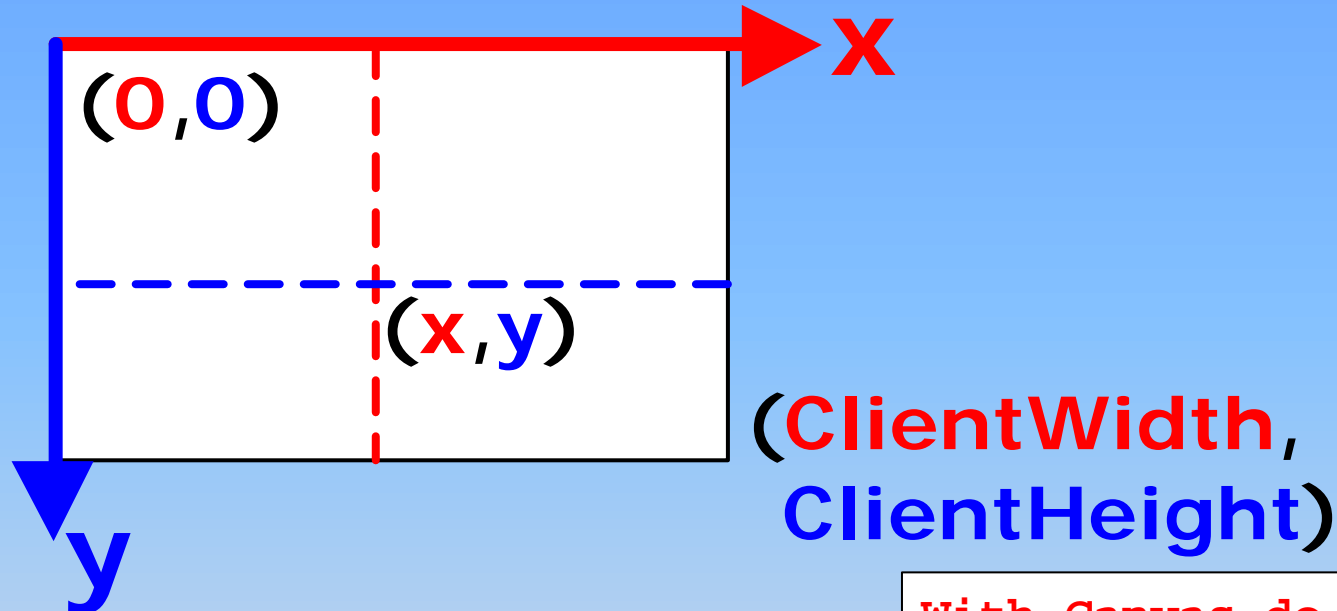
Grafik in Delphi - Canvas

Methoden zum Zeichnen



Grafik in Delphi - Canvas

Koordinatensystem / Verbundanweisung



```
Canvas.Pen.Color := clRed;  
Canvas.Pen.Width := 3;  
Canvas.LineTo(300,50);  
Canvas.MoveTo(600,600);
```

```
With Canvas do  
begin  
    Pen.Color := clRed;  
    Pen.Width := 3;  
    LineTo(300,50);  
    MoveTo(600,600);  
end;
```